



3974 Jurupa Ave., Riverside, CA 92506
800-321-9943 • Fax 866-861-7959
riversidelab.com

Dr. Name _____ Phone # _____
Acct. # _____ Patient Name _____
Address/Email _____
Enclosed with Case: ☐ Impressions ☐ Models ☐ Bite ☐ Photos ☐ Other: _____

First

Last

Deliver by 5 p.m. on _____

Rx

Silent Nite sl

- ☐ 1 appliance
☐ Buy 2 and Save[†] – **MOST POPULAR**
1 for home, 1 for travel
(Available in clear only)
☐ **EMA**
☐ **dreamTAP**
☐ **TAP 3 TL**
☐ **TAP**

*Upper and lower impressions or
models with bite registration required*

[†]Price is for two appliances for same case



**All Restorations
Made in California**

Signature _____ License # _____ Date _____
(see reverse for limited warranty details)

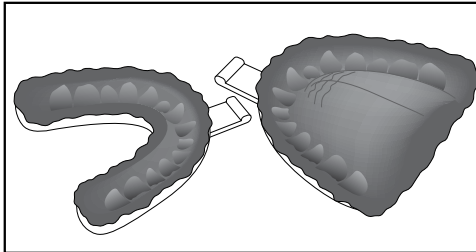
TERMS AND WARRANTY INFORMATION

We honor VISA, MASTERCARD, AMEX and DISCOVER.

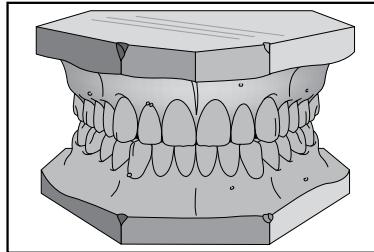
TERMS: All accounts are payable within 30 days of statement date. **Accounts not paid within the stated terms will be subject to COD status and a late charge of 2 percent of the unpaid balance.** Prices subject to change without notice. Rx must be enclosed with original case submission.

LIMITED WARRANTY/LIMITATION OF LIABILITY: Riverside Dental Ceramics ("the lab") warrants that all dental devices (a "device") are made according to your specification and approval in the belief that the device will be useful and MAKES NO OTHER WARRANTIES INCLUDING, BUT NOT LIMITED TO, ANY IMPLIED WARRANTY OF MERCHANTABILITY OR FITNESS FOR A PARTICULAR PURPOSE. Subject to the return of a device that is placed and then fails, the lab will repair or replace the device without charge for the cost of materials and workmanship or refund the original price paid, at the lab's option, as follows: (1) screw-retained implant abutments up to 20 years (including replacement of a device that was made by the lab that was attached to said abutments and including an Inclusive® Tapered titanium dental implant upon request at no extra charge); (2) porcelain to metal, all ceramic, all metal, single-unit inlay, onlay and crown composite resin final prosthetics, and screw-retained crowns and implant bars, up to seven years; (3) composite resin bridges (excluding Maryland and inlay/onlay bridges) up to five years; (4) Transition Crowns and Bridges® up to two years; (5) thermoformed appliances and splints if the failure is due to defects in materials or workmanship, provisionals, composite resin Maryland and inlay/onlay bridges, up to six months; (6) all other dental devices up to 30 days if the failure is due to defects in materials or workmanship. This Warranty is exclusively for your benefit, is not transferable and does not extend to any patients. You agree to pay all other costs of adjustment, repair and replacement of a device. Except where prohibited by law, the lab WILL NOT BE LIABLE FOR ANY LOSS OR DAMAGES ARISING FROM THE USE OF A DEVICE, WHETHER DIRECT, INDIRECT, SPECIAL, INCIDENTAL OR CONSEQUENTIAL, regardless of the theory asserted, including warranty, contract, negligence or strict liability and if such disclaimer is not permitted by law, the duration of any implied warranty is limited to 90 days from the date of delivery. In the event of a dispute and absent an amicable resolution the parties mutually agree to waive class actions in favor of mandatory individual arbitration of claims under this limited warranty in and in accordance with the laws of California. The lab does not guarantee the performance of independent carriers.

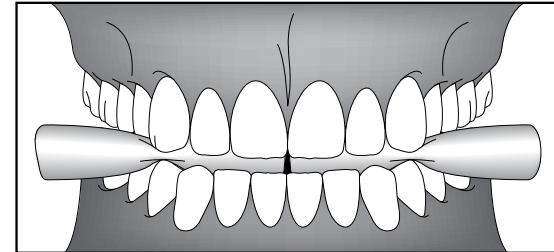
IMPRESSION AND BITE REGISTRATION GUIDELINES



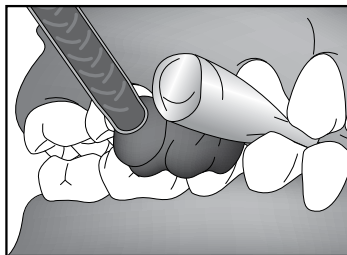
Take full-arch upper and lower impressions using alginate or VPS impression materials.



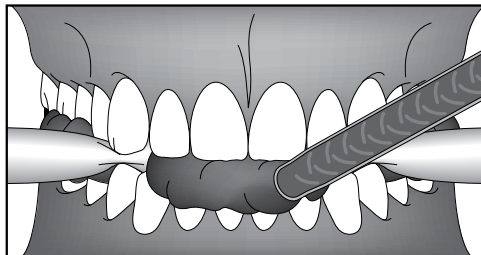
Pour wet alginate impressions with dental stone following the manufacturer's proper water-to-powder ratio before sending to lab with Rx.



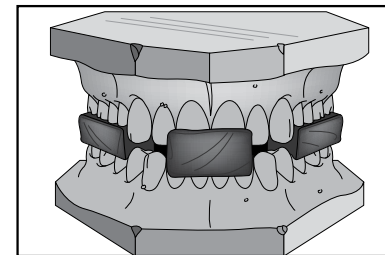
A quick bite technique is to place two cotton rolls behind the cusps and guide patient into centric relation.



With patient in this open centric relation, inject bite registration into the posterior opening of both quadrants.



Next, inject bite registration into anterior opening to capture a complete open construction bite at centric relation.



Upper and lower stone models mounted with open construction bite. Note the opening between anterior teeth.